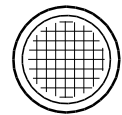
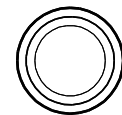


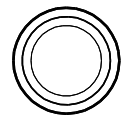
AC ON



AC FAILURE



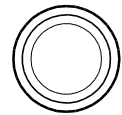
HIGH AC VOLTAGE



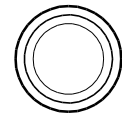
LOW AC VOLTAGE



△ EQUALIZE
▽ TIMER



BATTERY DISCHRG



END OF DISCHRG



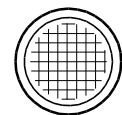
△ GND DET
▽ OUTPUT



△ POS GND
▽ NEG GND



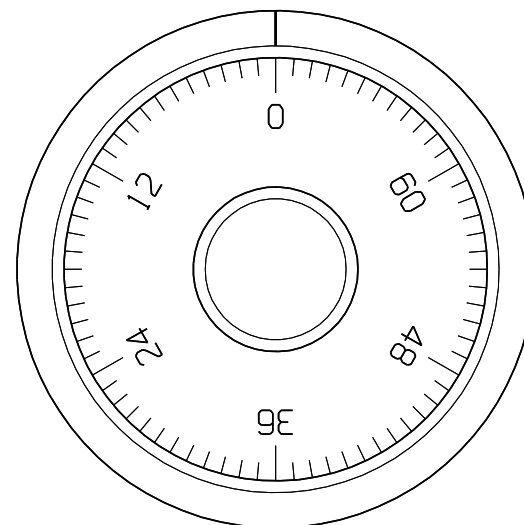
△ ON
▽ OFF



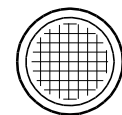
FLOAT



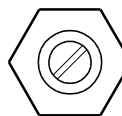
ADJUST



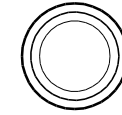
MANUAL EQUALIZE TIMER



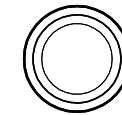
EQUALIZE



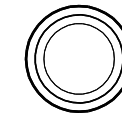
ADJUST



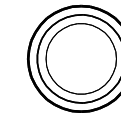
CHARGER SHUTDOWN



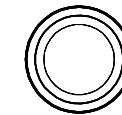
HIGH DC VOLTAGE



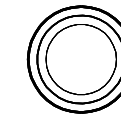
LOW DC VOLTAGE



CHARGER FAILURE



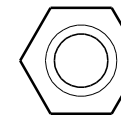
GND DET (+)



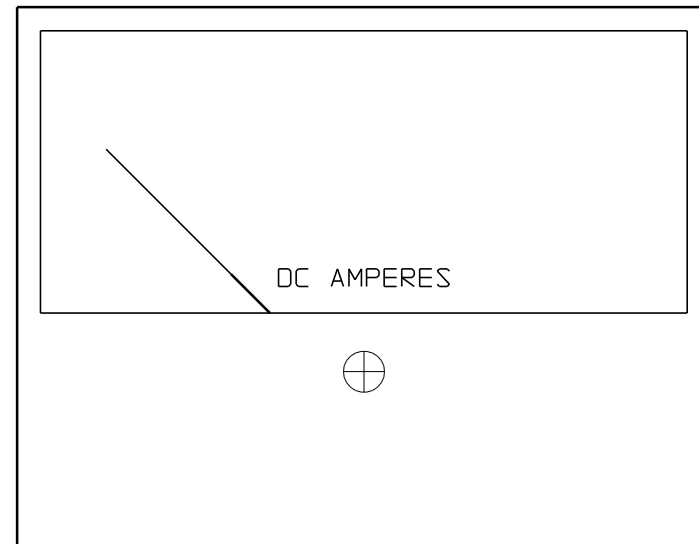
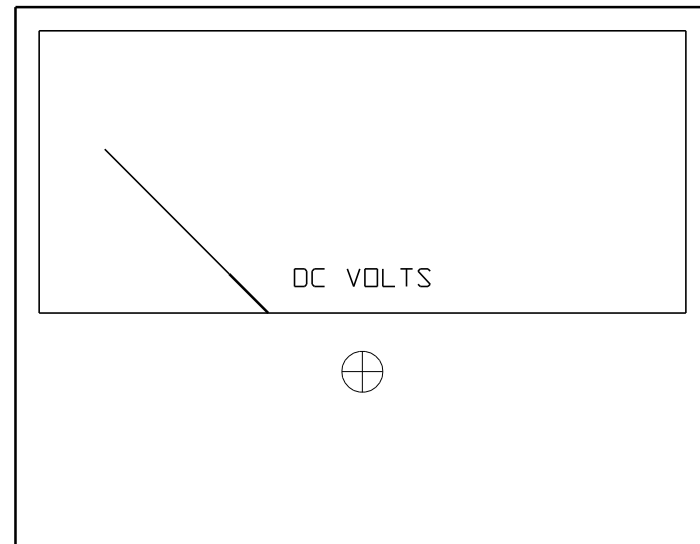
GND DET (-)



GND DET RELAY RESET



LAMP TEST



NOTES:

1) THIS INSTRUMENT PANEL SHOWS A LARGE COMBINATION OF OPTIONS. INDICATOR LIGHTS AND SWITCHES FOR OTHER OPTIONS MAY BE LOCATED AT VARIOUS POINTS ON THE INSTRUMENT PANEL.

2) IF FEATURED ON THE CHARGER, THE FOLLOWING ITEMS ARE SHOWN ON THE BATTERY CHARGER OUTLINE DRAWING:
AC CIRCUIT BREAKER (CB1)
DC CIRCUIT BREAKER (CB2)
AC FUSES RATED 30A OR LOWER (F3-F5)
DC FUSES RATED 30A OR LOWER (F1-F2)
AUTO-EQUALIZE TIMER
OTHER MISCELLANEOUS CIRCUIT BREAKERS AND METERS

					THIRD ANGLE PROJECTION			1075 Saint John Street Easton, PA 18042-6661 PH 610-330-9000 FAX 610-330-8510 www.hindlepowerinc.com	
2	E1155	022803		DRAWN BY	MCR	072501	TITLE SCR/SCRFB SERIES BATTERY CHARGER INSTRUMENT PANEL DETAIL (OPTIONAL)		
1	E0877	071002	MCT	APPROVED	MCT	072601	DRAWING No		REV 2
0	E0512	072501	MCT	UNLESS OTHERWISE NOTED DIMENSIONS ARE IN INCHES. TOLERANCES ARE:			JE0260-99		B
REV	ECN No	DATE	APP	SCALE	NTS	PART No	JE0260-99	SHEET	1 OF 1